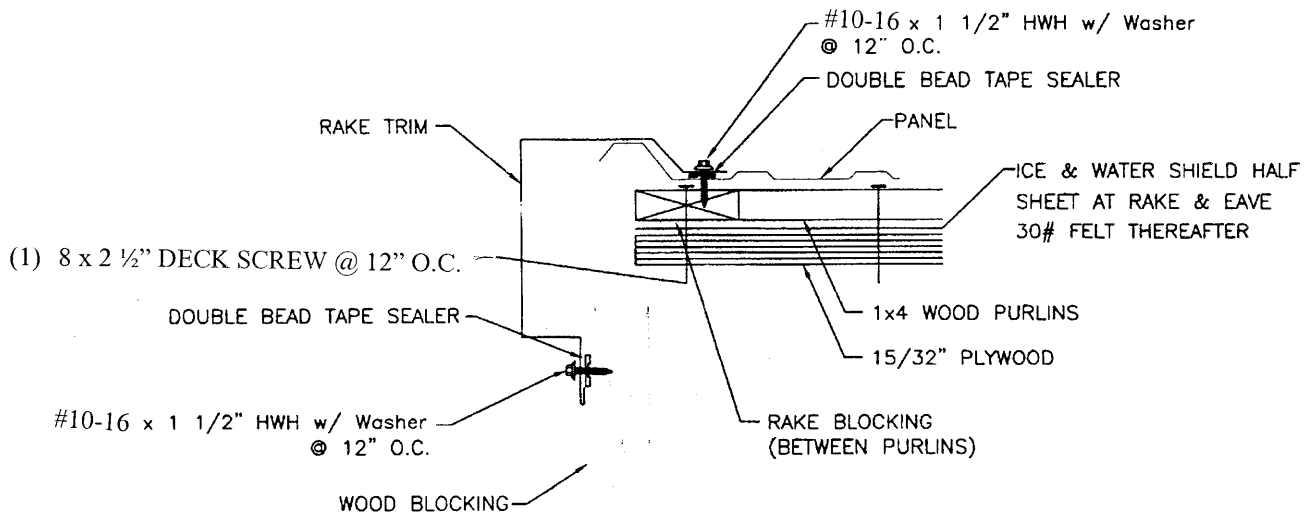
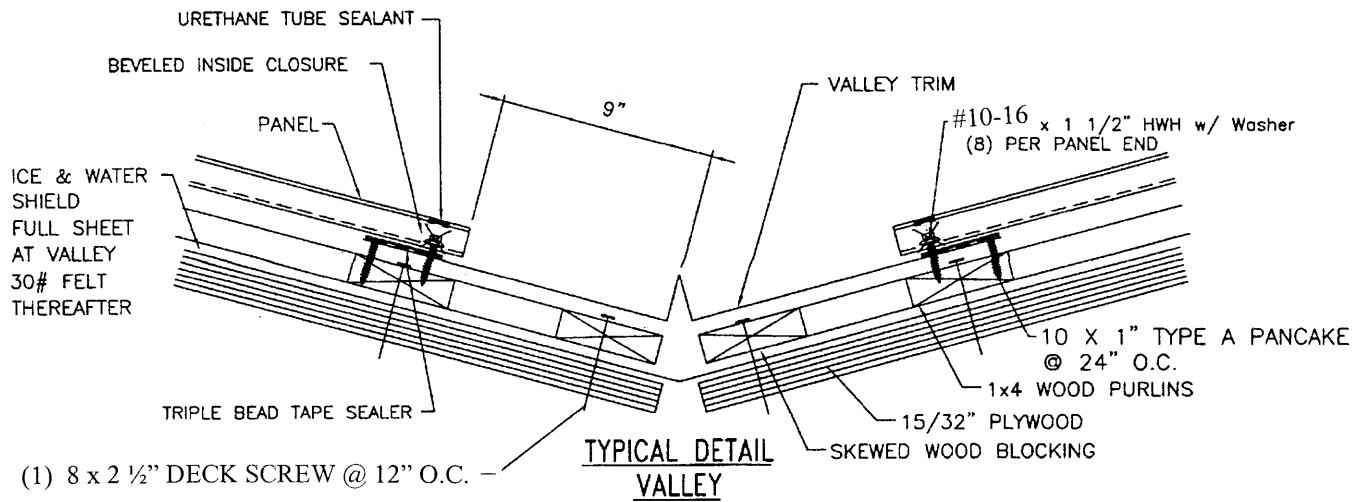
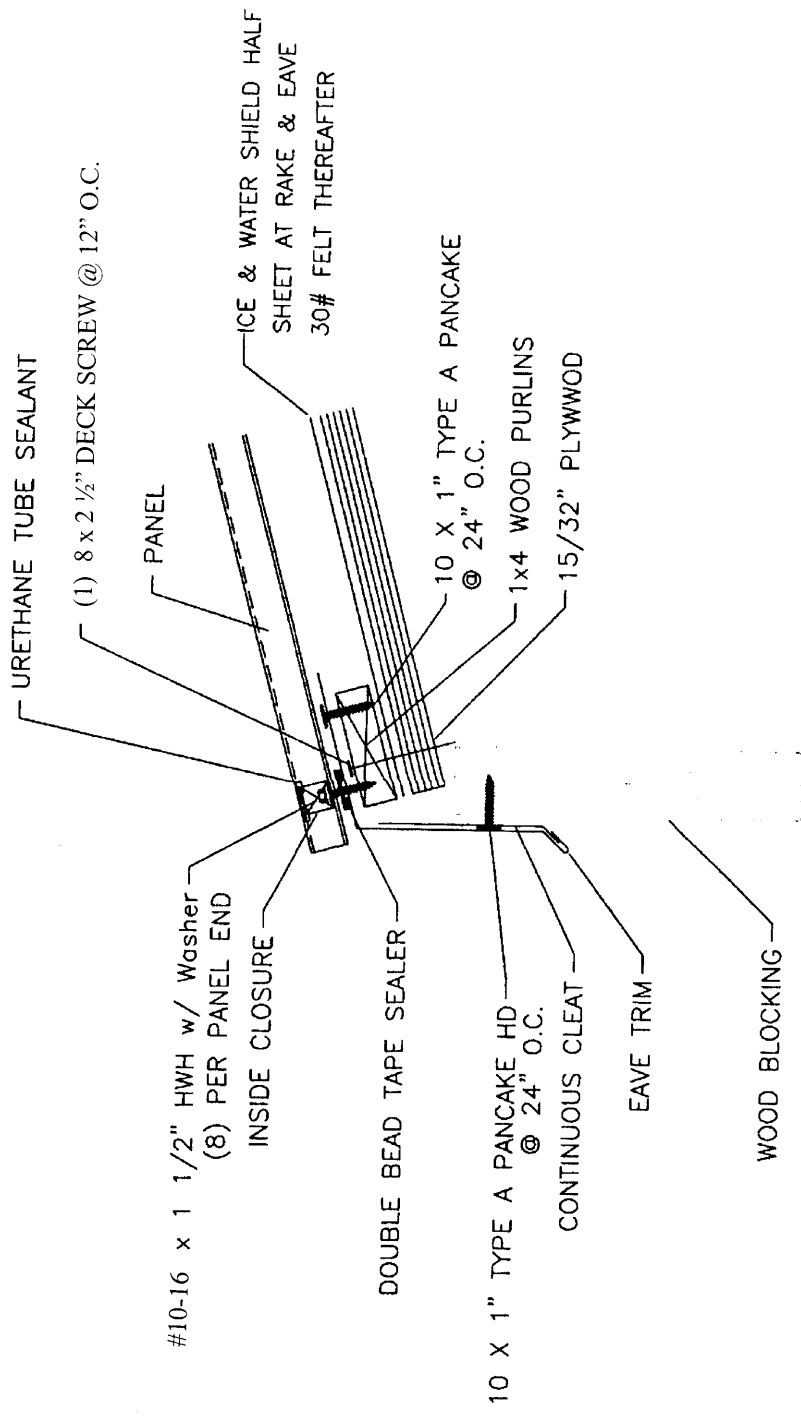


3/4" RIB TYPICAL DETAILS OVER 1x4 WOOD PURLINS



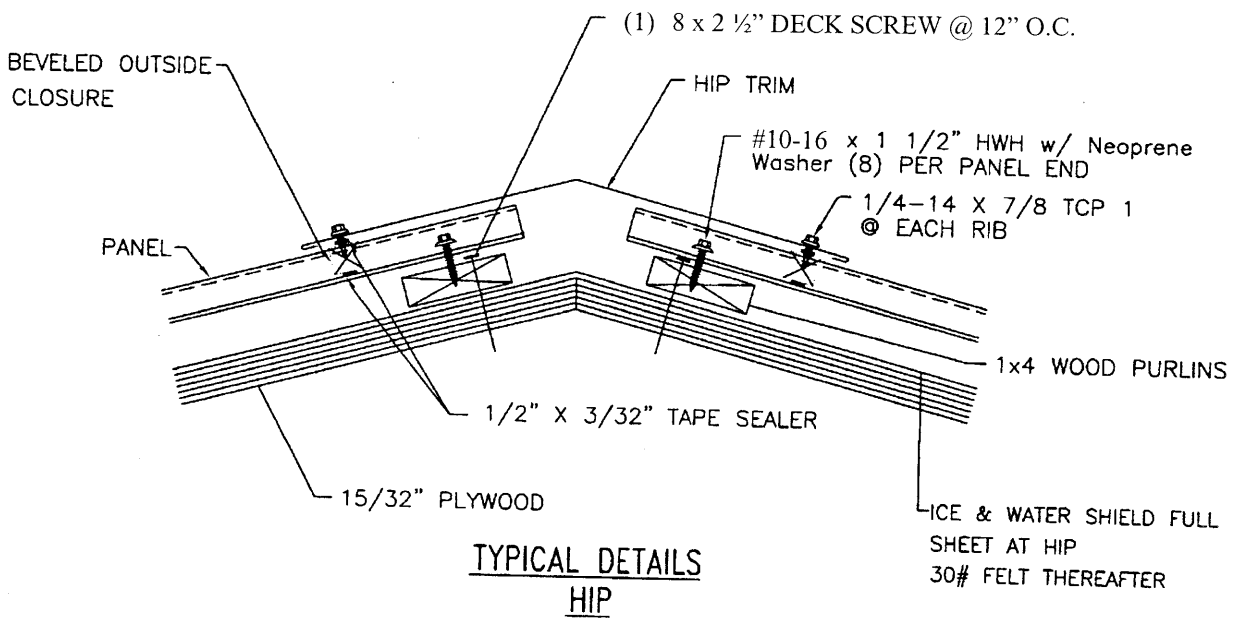
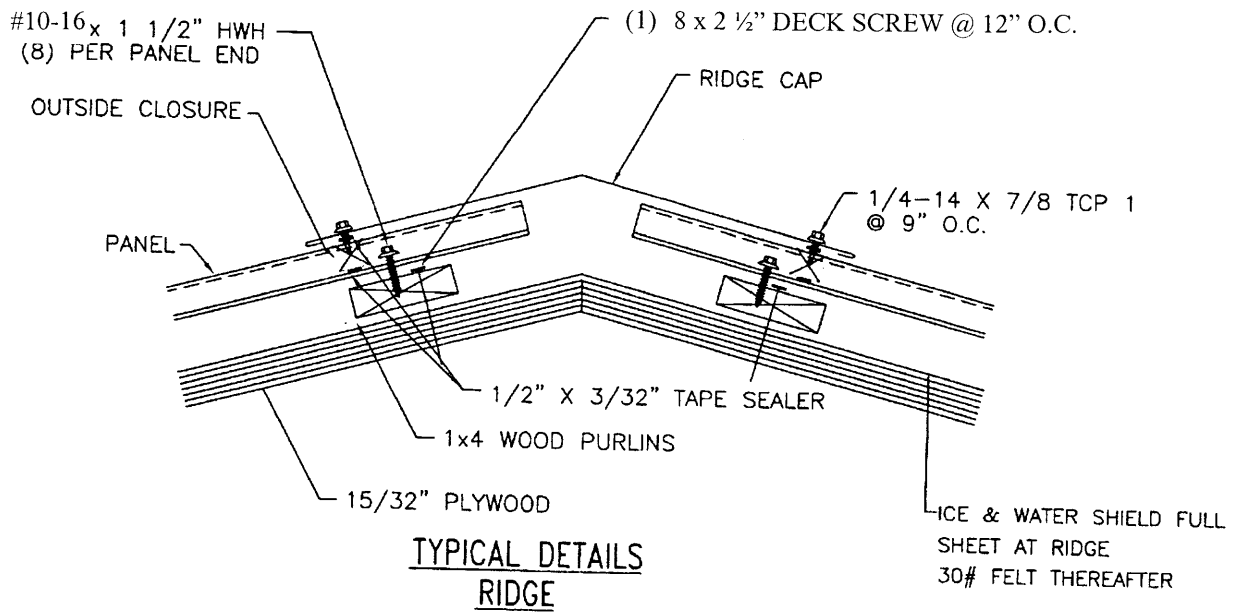
TYPICAL DETAILS RAKE

3/4" RIB TYPICAL DETAILS OVER 1x4 WOOD PURLINS

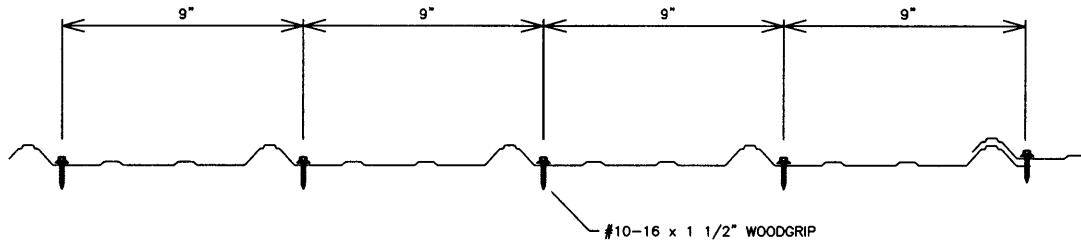


TYPICAL DETAILS
EAVE

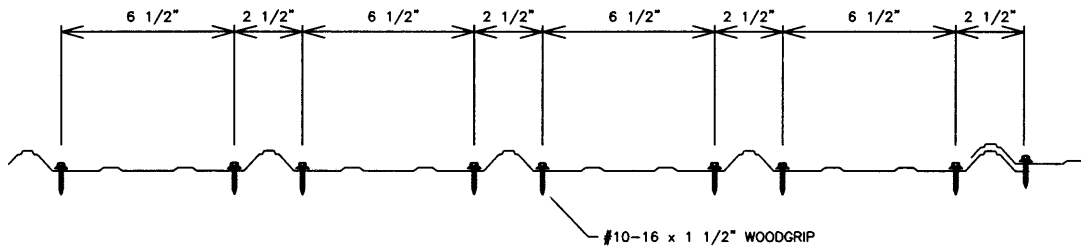
3/4" RIB TYPICAL DETAILS OVER 1x4 WOOD PURLINS



FASTENER LOCATIONS



TYPE 1 FASTENER PATTERN @ 24\" O.C.



TYPE 2 FASTENER PATTERN AND PANEL END PATTERN

*Mid Florida Metal Roofing
& Supply Inc.*

PRODUCT EVALUATION REPORT


26 Ga. AG Roof Panel over 1x4 Wood Purlins

Engineer Evaluator:

Terrence E. Wolfe, P.E. # 44923
2405-a S. Houston Ave., Suite 500
Humble, TX 77396

Validator:

Locke Bowden, P.E., FL #49704
200 Eton Road
Montgomery, AL 36109



Reference: 9B-72.130(2), F.A.C.

MANUFACTURER:

Mid Florida Metal Roofing & Supply Inc.
27622 County Road 561
Tavares, FL 32778

STATEMENT OF COMPLIANCE WITH THE FOLLOWING CODE CRITERIA:

Florida Building Code 2004:
Chapter 15: Roof Assemblies
 Section 1504.3.2; 1505.3, 1507.4, 1518.9
Chapter 16: Structural Designs
Chapter 22: Steel
 Section 2209 Cold-form Steel
Chapter 23. Wood
 Section 2304

PRODUCT DESCRIPTION:

26 Ga. AG Roof Panel, 0.0185" Coated Thickness, Grade 80, 36" Coverage, 3/4" Tall rib, non-structural metal panel over 1x4 wood purlins over plywood decking.

TECHNICAL DOCUMENTATION SUPPORTING COMPLIANCE STATEMENT

A. DRAWINGS

1. Erection Drawings

B. TESTS


1. Test Report 194-0135T-07 dated 4-16-07 for 29 Ga. AG Panel by Force Engineering & Testing per TAS 125-03 UL 580-94, per FBC, Uplift Resistance of Roof Assemblies, UL 580 1897-98, per FBC, Uplift Tests for Roof Covering Systems
 - A) Test #1 Main Field, Tested 4-12-07 Grade 80 steel over 1x4 Wood Purlins over 15/32" Plywood
 - B) Test #2 Edge Field, Tested 4-16-07 Grade 80 steel over 1x4 Wood Purlins over 15/32" Plywood

C. MATERIAL

1. 26 Ga., 0.0185" min. Grade 80.

RATIONAL ANALYSIS: The 29 Ga. test report and test pressures were used in the 26 Ga. evaluation report. The 26 Ga. material has the same yield strength and a greater thickness giving the 26 Ga. greater strength.

INSTALLATION REQUIREMENTS: See uploaded erection drawings



APR 17 2007

LIMITATIONS AND CONDITIONS OF USE FOR NON-HVHZ:

Maximum Uplift Pressure:

Main Field Pressure: -93.5 psf @ 9"-9"-9"-9" (Type 1) Fastener Pattern @ 24" O.C. Fastener Spacing

Perimeter & Corner Pressure: -116.0 psf @ 6.5"-2.5"-6.5"-2.5"-6.5"-2.5"-6.5" (Type 2) Fastener Pattern @ 24" O.C. Fastener Spacing

Minimum Roof Slope limitations: 2:12

Substrate Description: 1x4 Wood Purlins over 15/32" CDX Plywood

Substrate Attachment: Designed by Florida P.E.

Vapor Barrier: 30 # Asphalt Saturated organic felt paper in compliance with ASTM D226, Type I or Type II.

Insulation System: None

Fire Barrier: (Optional) 1/4" Georgia Pacific "Dens Deck", or 5/8" water resistant type X gypsum sheathing with treated core and facer, or manufacturer approved equal.


DESIGN PROCEDURE:

Based on the dimensions of the structure, appropriate loads are determined using Chapter 16 of the FBC for roof cladding wind loads. These component wind loads for roof cladding are compared to the allowable negative pressure listed in the load tables. The design professional shall select the appropriate erection details to reference in his drawings for proper fastener attachment to his structure. Support framing including the 1x4 wood purlins and plywood decking must be in compliance with FBC Chapter 23 for wood and Chapter 16 for structural loading.

CERTIFICATE OF INDEPENDENCE: See upload attachments

AUTHORIZED REPRESENTATIVE:

Terrence E. Wolfe, P.E.
FL #44923



APR 17 2007